

FOOTBALL



The explosion in attendance at Football matches in the United States began at Stanford Stadium in 1984 when a then-record crowd of over 86,000 spectators attended the USA vs. Costa Rica match to open the 1984 Olympic Games. California is still a hotbed of Football, and BASOC has designated six facilities, all within the state, for the tournament in 2012.

The Network Associates Coliseum in Oakland will host both the finals and the preliminary matches. The Coliseum provides outstanding amenities for athletes, Olympic Family, FIFA and the media, while offering spectators superior accommodations in its recently renovated facilities. BASOC believes that the level of quality, outstanding hospitality spaces and the ability to establish a true home for Football are decisive factors in favor of the Coliseum. Further, the City of Oakland will serve as an outstanding host for the tournament, including an Olympic Celebration at Jack London Square.

In addition to the Coliseum, Football matches will be played in 3Com Park in San Francisco, Memorial Stadium at the University of California at Berkeley, the Rose Bowl in Pasadena, Qualcomm Stadium in San Diego and an additional California venue. With six stadiums, all proven successful in staging Football matches, the Football Tournament for the 2012 Olympic Games will establish new standards for the event.



10.1 *In strict accordance with the answers given for question 9.1.1, give a detailed list of the total number of proposed competition venues, indicating the disciplines and events to be held at each site.*

- Network Associates Coliseum, Oakland
- 3Com Park, San Francisco
- Memorial Stadium, University of California at Berkeley
- The Rose Bowl, Pasadena
- Qualcomm Stadium, San Diego
- TBD (Fresno, Los Angeles, Sacramento)

10.2 *Give the total number of proposed training venues.*

BASOC has established the following training venues:

Los Angeles

- California State University at Fullerton
- University of California at Los Angeles, Westwood

San Diego

- San Diego State University
- University of California, San Diego

San Francisco

- Balboa Stadium, San Francisco
- Chabot College, Hayward
- Foothill College, Los Altos
- West Valley College, Saratoga

10.3 *Indicate on a map (giving the scale used) the location of the competition venues mentioned in question 10.1, as well as that of the Olympic Village, the MPC, the IBC, the Judges and Referees Village and the Media Village (if applicable). Indicate on the map the distance in miles, kilometers and travel time (in current and future conditions, and if improvements are planned between these different sites).*

The locations of the Football venues are indicated on **Map 10.3 – Football**. This map also shows the relationship of the venue to the Olympic Village, the MPC, the IBC, the Judges and Referees Village, the Media Hotel Cluster and the Media Village.

Table 10.3 Distance and Travel Times

SPORT	VENUE	OLYMPIC STADIUM & JUDGES/REFEREES VIL.		OLYMPIC VILLAGE & IBC		MAIN PRESS CENTER		IOC/USOC HOTELS	
		mi/km	mins ¹	mi/km	mins ¹	mi/km	mins ¹	mi/km	mins ¹
Football	3Com Park (San Francisco)	28/45	44/33	33/53	46/35	11/18	20/15	6/10	15/10
	Network Associates Coliseum	38/61	55/43	33/56	55/40	23/37	38/29	17/27	25/21
	Memorial Stadium (Berkeley)	40/64	62/50	43/69	60/48	31/50	45/38	11/18	28/20
	Qualcomm Stadium (San Diego)	– ²	– ²	– ²	– ²	– ²	– ²	– ²	– ²
	Los Angeles TBD	– ²	– ²	– ²	– ²	– ²	– ²	– ²	– ²
	Rose Bowl (Pasadena)	– ²	– ²	– ²	– ²	– ²	– ²	– ²	– ²

¹Please note: travel times are expressed in 2000 minutes/2012 minutes

²Venue located in Southern California



- 10.4** For each competition venue, prepare a table showing:
- 10.4.1** Current state of each venue, specifying which of the following descriptions apply:
- Requires minor adaptations for the Olympic Games
 - Exists but substantial alterations (upgrading/refitting required)
 - Not yet built
- 10.4.2** Work schedule:
- For those venues already existing, give dates of commencement and completion of any work necessary. Also indicate the original date of construction for each venue.
 - For those venues to be built, give dates of commencement and completion of construction.
- 10.4.3** Cost:
- Estimated cost of work required;
 - Financing arrangements (amount in figures and percent total).
- 10.4.4** Name of current owner (and of future owner if venue is to change hands) and current status of agreements with owners concerning use if site for the Olympic Games, indicating whether these are already signed or to be negotiated (in accordance with the guarantees given in Section 9.1.5).

Table 10.4 Football (Preliminaries) – 3Com Park, San Francisco

Status	Existing
Original Date of Construction	1960
Work Schedule	6/2012–7/2012
Costs	\$710,000
Financing	OCOG
Current Owner	City and County of San Francisco
Agreement	Yes

Football (Preliminaries) – Memorial Stadium, University of California at Berkeley

Status	Existing
Original Date of Construction	1923
Work Schedule	6/2012–7/2012
Costs	\$710,000
Financing	OCOG
Current Owner	University of California, Berkeley
Agreement	Yes

Football (Preliminaries) – Qualcomm Stadium, San Diego

Status	Existing
Original Date of Construction	1967
Work Schedule	6/2012–7/2012
Costs	\$710,000
Financing	OCOG
Current Owner	City of San Diego
Agreement	Yes

Football (Preliminaries) – Rose Bowl, Pasadena

Status	Existing
Original Date of Construction	1922
Work Schedule	6/2012–7/2012
Costs	\$710,000
Financing	OCOG
Current Owner	City of Pasadena
Agreement	Yes

Football (Preliminaries & Finals) – Network Associates Coliseum, Oakland

Status	Existing
Original Date of Construction	Renovated 1996
Work Schedule	6/2012–7/2012
Costs	\$1,340,000
Financing	OCOG
Current Owner	Oakland Alameda County Coliseum Authority
Agreement	Yes

- 10.5** *Give the status of negotiations with the NGB concerned on use of the site, indicating whether these are already signed or to be negotiated. The original documents provided by the NGBs and must be given to the USOC (Theme 19 – Guarantees).*

US Soccer has approved the proposed preliminary plans for Football for the 2012 Olympic Games in the San Francisco Bay Area. The original document is provided in **Theme 19 – Guarantees**.

- 10.6** *For each venue, give details of its proposed use after the Olympic Games.*

After the Olympic Games, the stadiums will continue to be used for professional and collegiate sporting events.

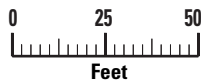
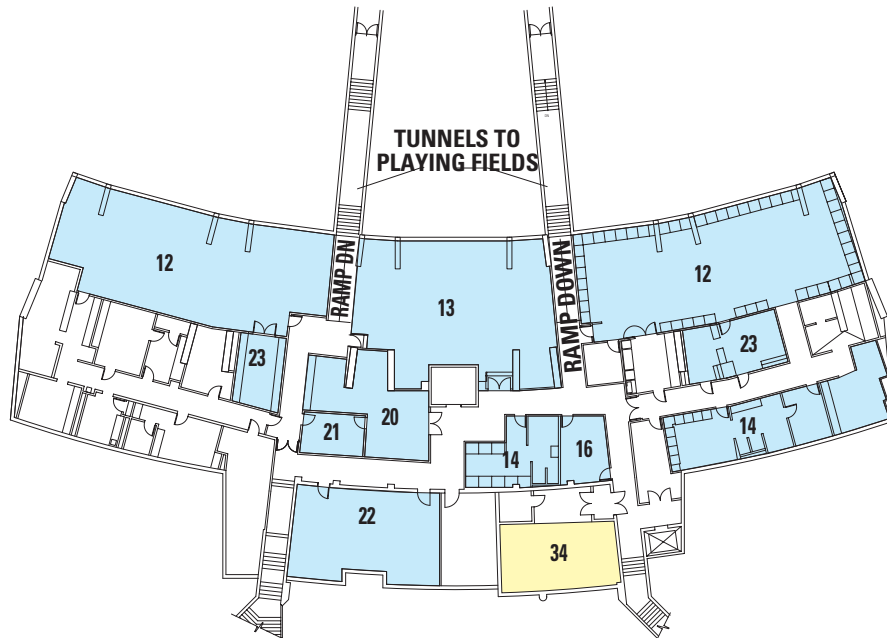
- 10.7** *For each venue (according to its use for the Olympic Games) give the following information:*

- 10.7.1** *A detailed plan giving the scale used, showing all the basic elements:*

- *Warm-up and competition areas*
- *Technical installations required*
- *Areas reserved for athletes, VIPs and guests, media, organizers, etc.*
- *Access*
- *Services (cloakrooms, press rooms, etc.)*

A detailed plan that shows all basic elements for the Football Finals venue at Network Associates Coliseum is presented in **Diagram 10.7 – Football**.

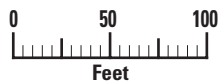
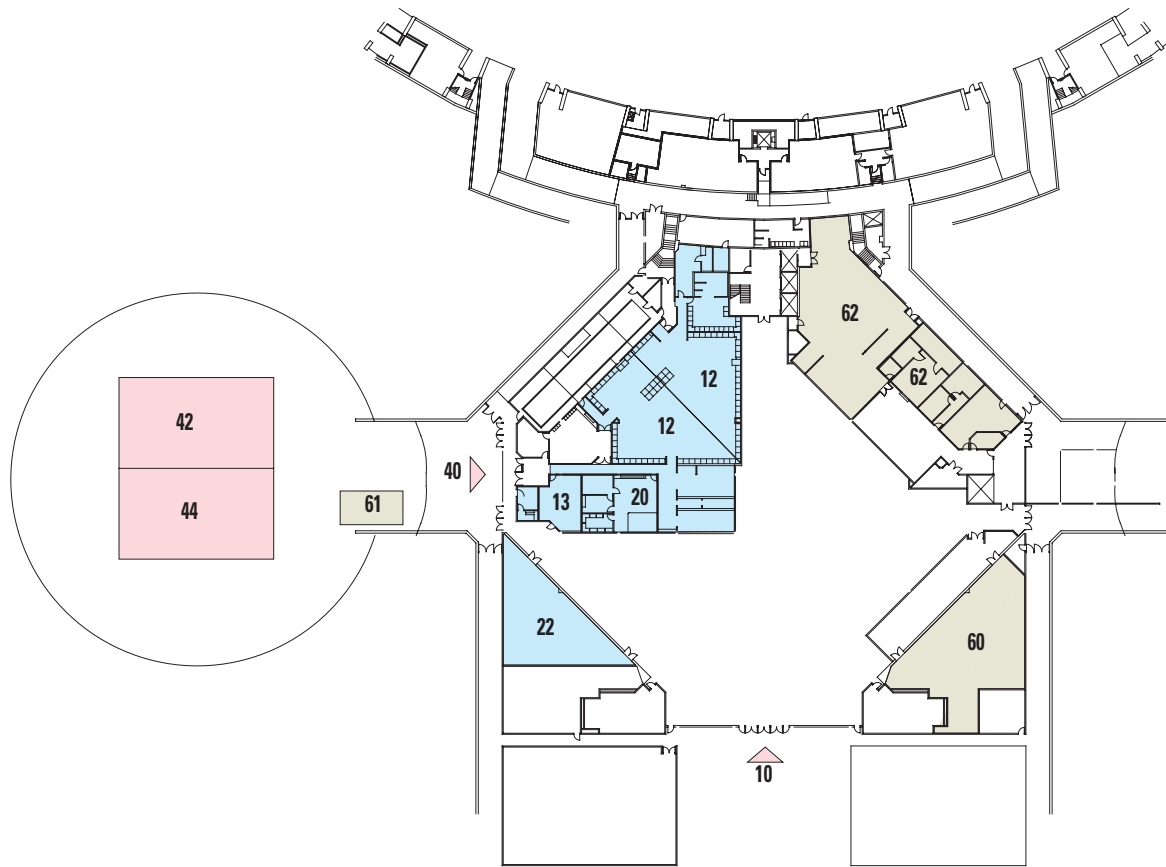
10.7 FOOTBALL


**Network Associates
Coliseum, Oakland
Subservice Level**
Competition

- 12 Athletes Change Rooms
- 13 Athletes Lounge
- 14 Officials Changing Room
- 16 Officials Facilities
- 20 Athletes Medical
- 21 Doping Control
- 22 Competition Management
- 23 Physiotherapy/Massage

Olympic Family Services

- 34 Technical Delegates Office



**Network Associates
Coliseum, Oakland
Service Level**

Competition

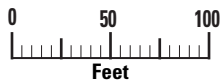
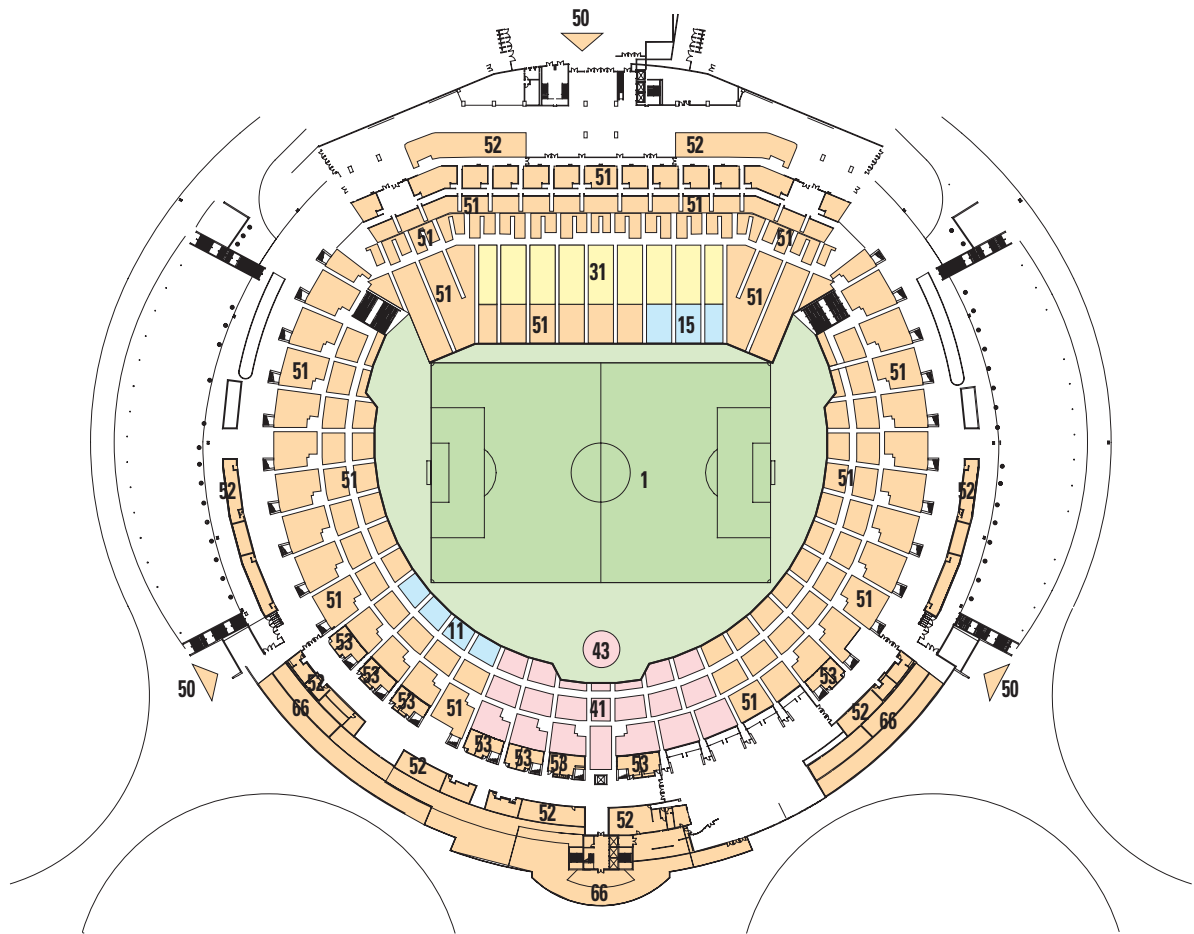
- 10 Athletes Entrance
- 12 Athletes Change Rooms
- 13 Athletes Lounge
- 20 Athletes Medical
- 22 Competition Management

Media

- 41 Media Seating
- 42 Media Subcenter
- 44 Broadcast/Compound

Venue Operations

- 60 Venue Management (OCOG)
- 61 Security & Accreditation
- 62 Other Compound



Network Associates Coliseum, Oakland Main Level

Field of Play

- 1 Competition Area – Field of Play

Competition

- 11 Athletes Seating
- 15 Officials Seating
- 17 Jury/Judges
- 18 Tournament Operations

Olympic Family Services

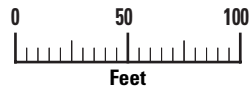
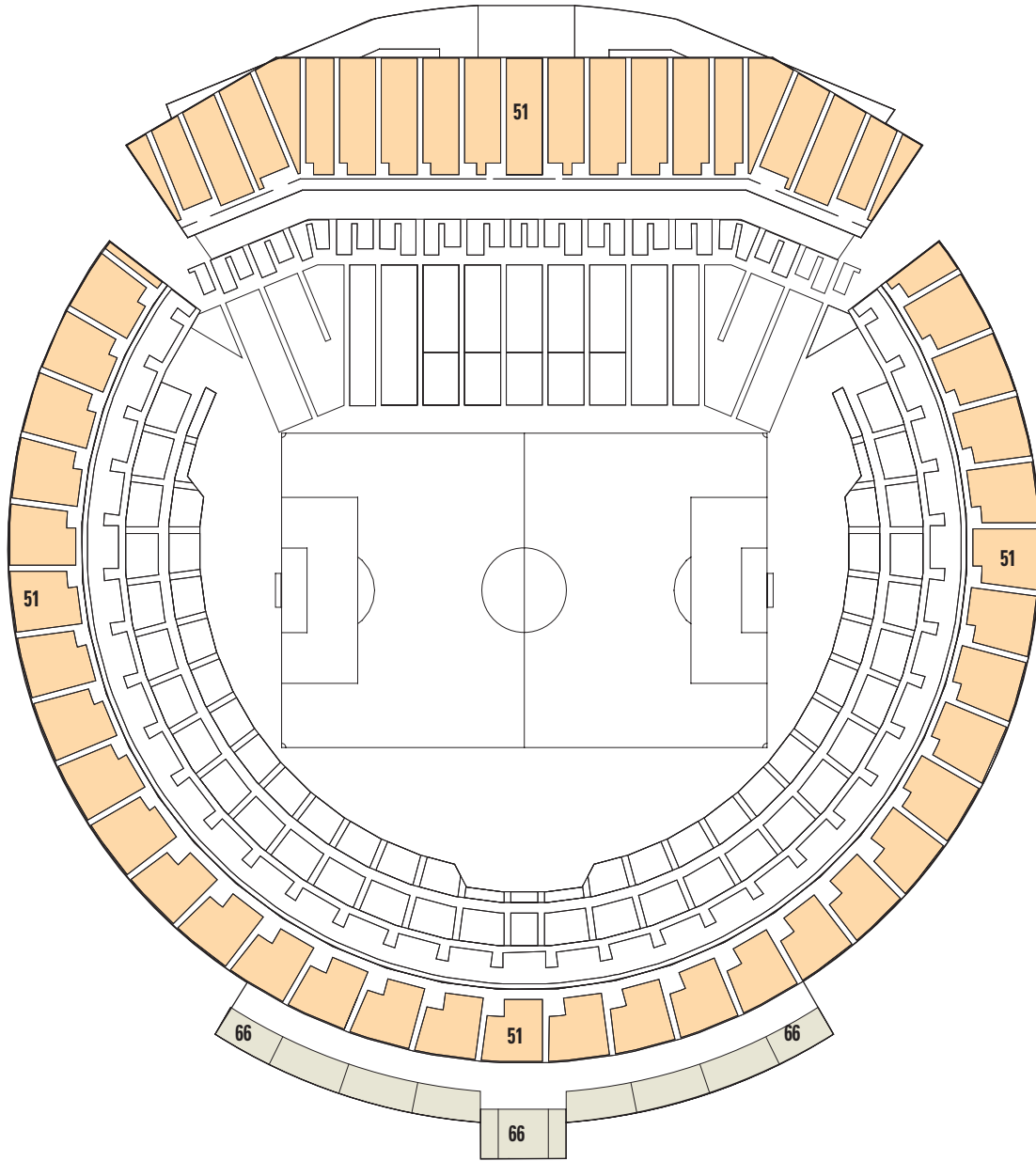
- 31 Olympic Family Seating

Media

- 41 Media Seating
- 43 Mixed Zone (Interview)

Spectator

- 50 Spectator Entrance
- 51 Spectator Seating
- 52 Spectator Facilities
- 53 Luxury Suites



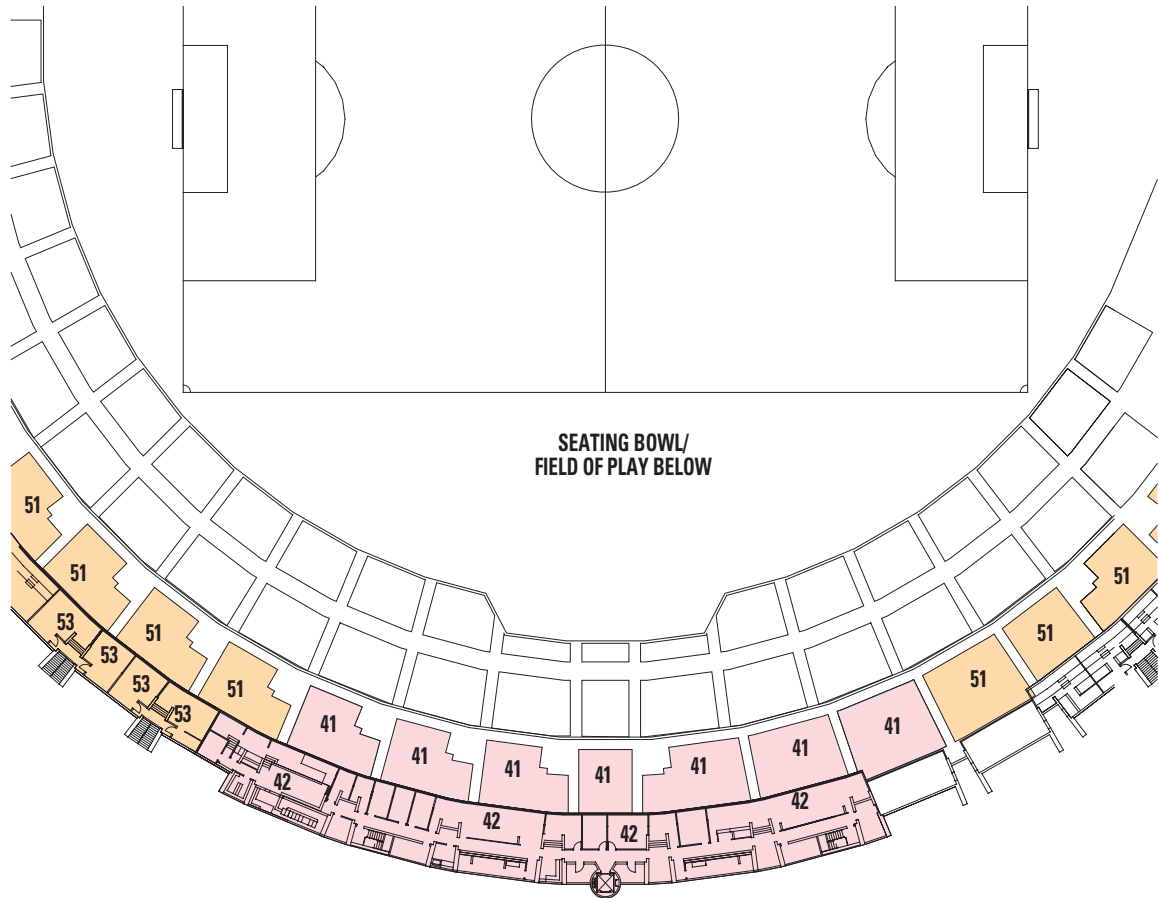
**Network Associates
Coliseum, Oakland
Main Level**

Spectator

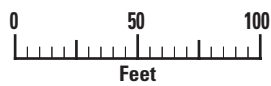
51 Spectator Seating

Venue Operations

66 Circulation



SEATING BOWL/
FIELD OF PLAY BELOW



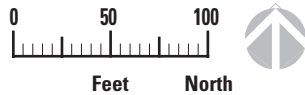
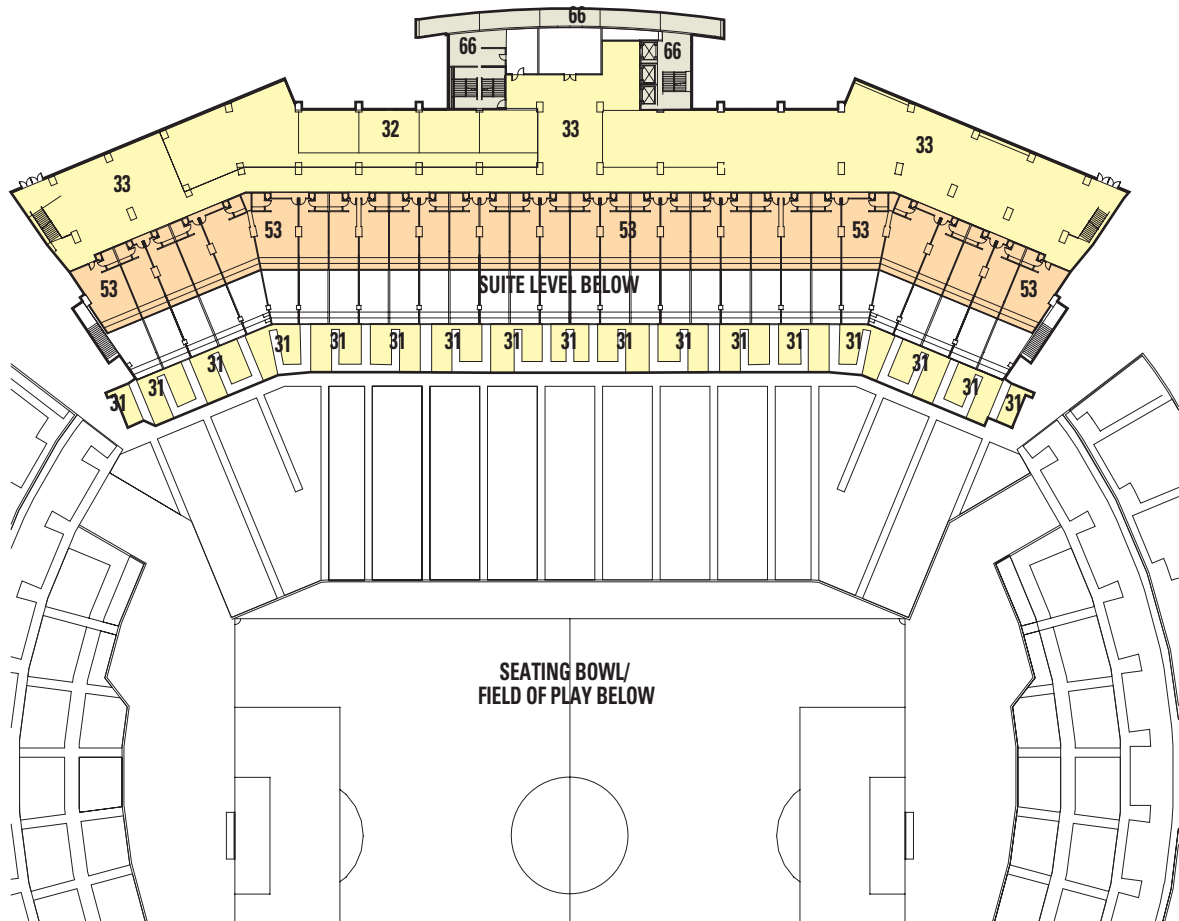
**Network Associates
Coliseum, Oakland
Press Level**

Media

- 41 Media Seating
- 42 Media Subcenter

Spectator

- 52 Spectator Facilities
- 53 Luxury Suites



**Network Associates
Coliseum, Oakland
Suite Level**

Olympic Family Services

- 30** Olympic Family Entrance
- 31** Olympic Family Seating
- 32** FIFA Executive Offices
(includes President &
Secretariat)
- 33** Olympic Family Lounge

Spectator

- 53** Luxury Suites

Venue Operations

- 66** Circulation

10.7.2 Capacity for Olympic Games

- Total number of seats
- From among the total number, indicate the number of seats reserved for the general public
- For open-air venues, give (in addition to the number of seats) the potential total capacity according to the area available and the absorption capacity of entrances/exits

The total number of available seats for Network Associates Coliseum at is 70,000, of which 68,150 are reserved for the general public.

10.7.3 Competition Schedule

Give the days of use of the venue(s) according to the competition schedule of the sport in question. If the venue is used for other sports, specify which ones, the days of use per sport, and how the schedule has accommodated this use.

A daily schedule for the Football competition during the 2012 Olympic Games is provided in **Table 10.7.3a – Football**. A detailed session schedule is presented in **Table 10.7.3b – Football**.

Table 10.7.3a Daily Schedule – Football

JULY/AUGUST 2012	25 WED DAY -2			26 THU DAY -1			27 FRI DAY 0			28 SAT DAY 1			29 SUN DAY 2			30 MON DAY 3			31 TUE DAY 4			1 WED DAY 5					
SPORT/EVENT	M	A	E	M	A	E	M	A	E	M	A	E	M	A	E	M	A	E	M	A	E	M	A	E	M	A	E
Women's			■									■												■			
Men's						■									■												■
Gold Medal Totals																											

<i>continued</i>	2 THU DAY 6			3 FRI DAY 7			4 SAT DAY 8			5 SUN DAY 9			6 MON DAY 10			7 TUE DAY 11			9 THU DAY 13			10 FRI DAY 14			11 SAT DAY 15			GM			
SPORT/EVENT	M	A	E	M	A	E	M	A	E	M	A	E	M	A	E	M	A	E	M	A	E	M	A	E	M	A	E	M	A	E	
Women's						■												■						■			G				
Men's									■												■									G	
Gold Medal Totals																															

Table 10.7.3b Session Schedule – Football

DAY	DATE	SESSION	EVENT	TIME BEGIN	TIME END
-2	7/25	1	Women's Preliminaries Women's Preliminaries	1700	2200
-2	7/25	2	Women's Preliminaries Women's Preliminaries	1700	2200
-2	7/25	3	Women's Preliminaries Women's Preliminaries	1730	2030
-1	7/26	4	Men's Preliminaries Men's Preliminaries	1700	2200
-1	7/26	5	Men's Preliminaries Men's Preliminaries	1700	2200
-1	7/26	6	Men's Preliminaries Men's Preliminaries	1830	2030

continued on next page

Table 10.7.3b Session Schedule – Football *continued from previous page*

DAY	DATE	SESSION	EVENT	TIME BEGIN	TIME END
1	7/28	7	Women's Preliminaries Women's Preliminaries	1700	2200
1	7/28	8	Women's Preliminaries Women's Preliminaries	1830	2030
1	7/28	9	Women's Preliminaries Women's Preliminaries	1900	2100
2	7/29	10	Men's Preliminaries Men's Preliminaries	1730	2200
2	7/29	11	Men's Preliminaries Men's Preliminaries	1730	2200
2	7/29	12	Men's Preliminaries Men's Preliminaries	1830	2030
4	7/31	13	Women's Preliminaries Women's Preliminaries	1730	2200
4	7/31	14	Women's Preliminaries Women's Preliminaries	1730	2200
4	7/31	15	Women's Preliminaries Women's Preliminaries	1830	2030
5	8/1	16	Men's Preliminaries Men's Preliminaries	1730	2200
5	8/1	17	Men's Preliminaries Men's Preliminaries	1730	2000
5	8/1	18	Men's Preliminaries Men's Preliminaries	1830	2030
7	8/3	19	Women's Quarterfinals	1830	2030
7	8/3	20	Women's Quarterfinals	1830	2030
7	8/3	21	Women's Quarterfinals	1830	2030
7	8/3	22	Women's Quarterfinals	1830	2030
8	8/4	23	Men's Quarterfinals	1830	2030
8	8/4	24	Men's Quarterfinals	1830	2030
8	8/4	25	Men's Quarterfinals	1830	2030
8	8/4	26	Men's Quarterfinals	1830	2030
10	8/6	27	Women's Semifinals	2000	2200
10	8/6	28	Women's Semifinals	2000	2200
11	8/7	29	Men's Semifinals	2000	2200
11	8/7	30	Men's Semifinals	2000	2200
13	8/9	31	Women's Bronze Match Men's Bronze Match	1700	2200
14	8/10	32	Women's Gold Match	1700	2200
15	8/11	33	Men's Gold Match	1200	1400