

MATRIX 2.1

SANTA CLARA CLUSTER DAY 10 TRANSIT USAGE (52% OF SANTA CLARA TRANSIT USERS FROM THE NORTH-WEST ACCOMMODATION AREAS)

										Hour ending																										USAGE FACTOR	52%				
												Arrival		Event		Departure																									
											6:00 AM	7:00 AM	8:00 AM	9:00 AM	10:00 AM	11:00 AM	12:00 PM	1:00 PM	2:00 PM	3:00 PM	4:00 PM	5:00 PM	6:00 PM	7:00 PM	8:00 PM	9:00 PM	10:00 PM	11:00 PM	12:00 AM												
Baseball	25	Men's Prelims	Buck Shaw Field	Santa Clara	1230	1530	100%	10,000	9,600		0	0	0	0	1498	3494	0	0	0	0	0	3994	998	0	0	0	0	0	0	0	0	0	0								
Basketball	29	Men's Prelims	Leavey Center	Santa Clara	1300	1700	100%	5,000	4,109		0	0	0	0	0	641	1496	0	0	0	0	0	0	1709	427	0	0	0	0	0	0	0	0	0							
Baseball	27	Men's Prelims	Buck Shaw Field	Santa Clara	1830	2130	100%	10,000	9,600		0	0	0	0	0	0	0	0	0	0	0	1498	3494	0	0	0	0	0	3994	998	0	0	0	0							
TOTAL																																									
SOUTHBOUND																																									
NORTHBOUND																																									

i.e. 52% of Santa Clara transit users from the north-western areas

MATRIX 2.2

SANTA CLARA CLUSTER DAY 10 TRANSIT USAGE ON CALTRAIN (80% OF THE SPECTATORS FROM NORTH-WEST)

										Hour ending																										USAGE FACTOR	80%					
												Arrival		Event		Departure																										
											6:00 AM	7:00 AM	8:00 AM	9:00 AM	10:00 AM	11:00 AM	12:00 PM	1:00 PM	2:00 PM	3:00 PM	4:00 PM	5:00 PM	6:00 PM	7:00 PM	8:00 PM	9:00 PM	10:00 PM	11:00 PM	12:00 AM													
Baseball	25	Men's Prelims	Buck Shaw Field	Santa Clara	1230	1530	100%	10,000	9,600		0	0	0	0	1198	2795	0	0	0	0	0	3195	798	0	0	0	0	0	0	0	0	0	0	0	0							
Basketball	29	Men's Prelims	Leavey Center	Santa Clara	1300	1700	100%	5,000	4,109		0	0	0	0	0	513	1197	0	0	0	0	0	0	1367	342	0	0	0	0	0	0	0	0	0	0	0	0					
Baseball	27	Men's Prelims	Buck Shaw Field	Santa Clara	1830	2130	100%	10,000	9,600		0	0	0	0	0	0	0	0	0	0	0	0	1198	2795	0	0	0	0	0	3195	798	0	0	0	0	0	0					
TOTAL																																										
SOUTHBOUND																																										
NORTHBOUND																																										

i.e. 80% of transit users from north-west use Caltrain

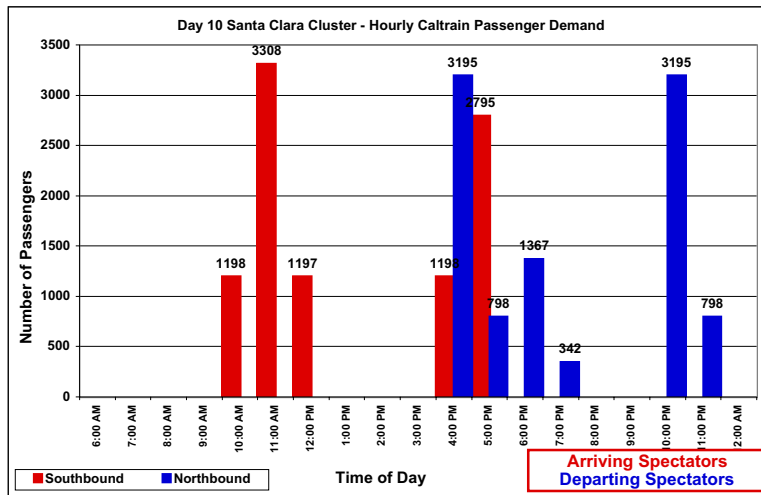
MATRIX 2.3

SANTA CLARA CLUSTER DAY 10 TRANSIT USAGE PREMIUM BUS SERVICE (20% OF THE SPECTATORS FROM THE NORTH-WEST)

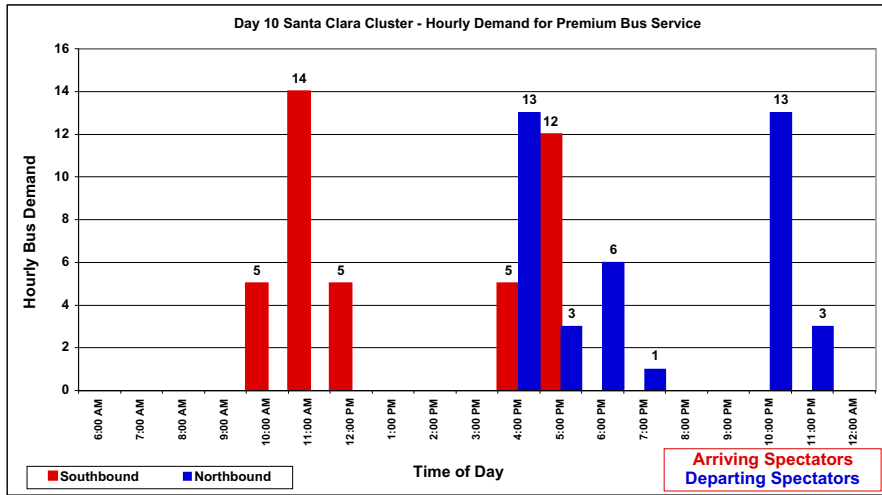
										Hour ending																										USAGE FACTOR	20%									
												Arrival		Event		Departure																														
											6:00 AM	7:00 AM	8:00 AM	9:00 AM	10:00 AM	11:00 AM	12:00 PM	1:00 PM	2:00 PM	3:00 PM	4:00 PM	5:00 PM	6:00 PM	7:00 PM	8:00 PM	9:00 PM	10:00 PM	11:00 PM	12:00 AM																	
Baseball	25	Men's Prelims	Buck Shaw Field	Santa Clara	1230	1530	100%	10,000	9,600		0	0	0	0	300	699	0	0	0	0	0	799	200	0	0	0	0	0	0	0	0	0	0	0	0	0	0									
Basketball	29	Men's Prelims	Leavey Center	Santa Clara	1300	1700	100%	5,000	4,109		0	0	0	0	0	128	299	0	0	0	0	0	0	342	85	0	0	0	0	0	0	0	0	0	0	0	0	0								
Baseball	27	Men's Prelims	Buck Shaw Field	Santa Clara	1830	2130	100%	10,000	9,600		0	0	0	0	0	0	0	0	0	0	0	0	300	699	0	0	0	0	799	200	0	0	0	0	0	0	0	0								
TOTAL																																														
# Of Persons SOUTHBOUND																																														
# Of Persons NORTHBOUND																																														
# Of Buses (60/bus) SOUTHBOUND																																														
# Of Buses (60/bus) NORTHBOUND																																														

i.e. 20% of transit from north-west areas use Premium Bus Service

Hourly Passenger demand on Caltrain for the Santa Clara Venue Cluster with 80% of total North-west spectators using Caltrain (Ref. Matrix 2.2)



Hourly Premium Bus Service demand for the Santa Clara Venue Cluster with 20% of total North-west accommodation area spectators using it and 60 persons per bus (Ref. Matrix 2.3)



MATRIX 2.1

OAKLAND CLUSTER DAY 10 TRANSIT USAGE (52% OF OAKLAND TRANSIT USERS FROM THE NORTH-WEST ACCOMMODATION AREAS)

	Hour ending	6:00 AM		7:00 AM		8:00 AM		9:00 AM		10:00 AM		11:00 AM		12:00 AM		1:00 PM		2:00 PM		3:00 PM		4:00 PM		5:00 PM		6:00 PM		7:00 PM		8:00 PM		9:00 PM		10:00 PM		11:00 PM		12:00 PM		1:00 AM		2:00 AM		USAGE FACTOR							
		Arrival	Event	Departure	Arrival	Event	Departure	Arrival	Event	Departure	Arrival	Event	Departure	Arrival	Event	Departure	Arrival	Event	Departure	Arrival	Event	Departure	Arrival	Event	Departure	Arrival	Event	Departure	Arrival	Event	Departure	Arrival	Event	Departure	Arrival	Event	Departure	Arrival	Event	Departure	Arrival	Event	Departure								
Basketball	28	Men's Prelims	Oakland Arena	Oakland	1000	1400	100%	19,200	15,000	0	0	1560	3120	3120	0	0	0	0	0	0	4680	3120	0	0	0	0	0	0	0	0	0	0	0	0	0	0	0	0	0	0	0	0	0	0	52%						
Weightlifting	20	Various	Kaiser Auditorium	Oakland	1430	1630	100%	6,000	4,800	0	0	0	0	0	0	0	749	1747	0	0	0	0	0	0	1997	499	0	0	0	0	0	0	0	0	0	0	0	0	0	0	0	0	0	0	0	0	0	0			
Basketball	30	Men's Prelims	Oakland Arena	Oakland	1800	2200	100%	19,200	15,000	0	0	0	0	0	0	0	0	0	0	0	0	0	0	1560	3120	3120	0	0	0	0	0	0	0	0	0	0	0	0	0	0	0	0	0	0	0	0	0	0	0		
Weightlifting	21	Various	Kaiser Auditorium	Oakland	1830	2100	100%	6,000	4,800	0	0	0	0	0	0	0	0	0	0	0	0	0	0	749	1747	0	0	0	0	0	0	0	0	0	0	0	0	0	0	0	0	0	0	0	0	0	0	0	0		
Football	28	Women's Semifinal	Network Associates Coliseum	Oakland	2000	2200	100%	70,000	68,150	0	0	0	0	0	0	0	0	0	0	0	0	0	0	8860	8860	8860	8860	8860	0	0	0	0	0	0	0	0	0	0	0	0	0	0	0	0	0	0	0	0	0		
TOTAL																																																			
SOUTHBOUND																																																			
NORTHBOUND																																																			

MATRIX 2.2

OAKLAND CLUSTER DAY 10 TRANSIT USAGE ON BART (80% OF THE SPECTATORS FROM NORTH-WEST)

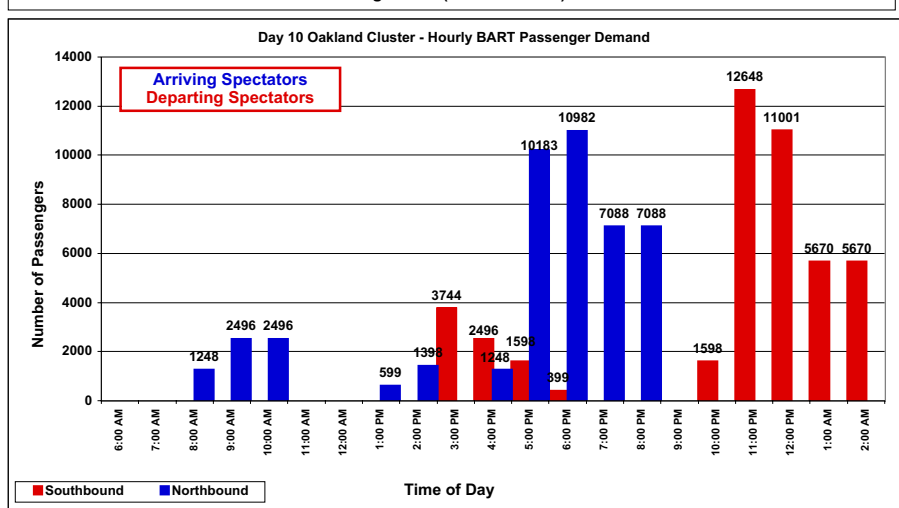
	Hour ending	6:00 AM		7:00 AM		8:00 AM		9:00 AM		10:00 AM		11:00 AM		12:00 AM		1:00 PM		2:00 PM		3:00 PM		4:00 PM		5:00 PM		6:00 PM		7:00 PM		8:00 PM		9:00 PM		10:00 PM		11:00 PM		12:00 PM		1:00 AM		2:00 AM		USAGE FACTOR									
		Arrival	Event	Departure	Arrival	Event	Departure	Arrival	Event	Departure	Arrival	Event	Departure	Arrival	Event	Departure	Arrival	Event	Departure	Arrival	Event	Departure	Arrival	Event	Departure	Arrival	Event	Departure	Arrival	Event	Departure	Arrival	Event	Departure	Arrival	Event	Departure	Arrival	Event	Departure	Arrival	Event	Departure		Arrival	Event	Departure						
Basketball	28	Men's Prelims	Oakland Arena	Oakland	1000	1400	100%	19,200	15,000	0	0	1248	2496	2496	0	0	0	0	0	0	3744	2496	0	0	1598	399	0	0	0	0	0	0	0	0	0	0	0	0	0	0	0	0	0	0	0	0	0	0	0	80%			
Weightlifting	20	Various	Kaiser Auditorium	Oakland	1430	1630	100%	6,000	4,800	0	0	0	0	0	0	0	599	1398	0	0	0	0	0	0	1598	399	0	0	0	0	0	0	0	0	0	0	0	0	0	0	0	0	0	0	0	0	0	0	0	0	0		
Basketball	30	Men's Prelims	Oakland Arena	Oakland	1800	2200	100%	19,200	15,000	0	0	0	0	0	0	0	0	0	0	0	0	0	0	1248	2496	2496	0	0	0	0	0	0	0	0	0	0	0	0	0	0	0	0	0	0	0	0	0	0	0	0	0	0	
Weightlifting	21	Various	Kaiser Auditorium	Oakland	1830	2100	100%	6,000	4,800	0	0	0	0	0	0	0	0	0	0	0	0	0	0	599	1398	0	0	0	0	0	0	0	0	0	0	0	0	0	0	0	0	0	0	0	0	0	0	0	0	0	0	0	
Football	28	Women's Semifinal	Network Associates Coliseum	Oakland	2000	2200	100%	70,000	68,150	0	0	0	0	0	0	0	0	0	0	0	0	0	0	0	8088	7088	7088	7088	7088	0	0	0	0	0	0	0	0	0	0	0	0	0	0	0	0	0	0	0	0	0	0	0	0
TOTAL																																																					
SOUTHBOUND																																																					
NORTHBOUND																																																					

MATRIX 2.3

OAKLAND CLUSTER DAY 10 TRANSIT USAGE PREMIUM BUS SERVICE (20% OF THE SPECTATORS FROM THE NORTH-WEST)

	Hour ending	6:00 AM		7:00 AM		8:00 AM		9:00 AM		10:00 AM		11:00 AM		12:00 AM		1:00 PM		2:00 PM		3:00 PM		4:00 PM		5:00 PM		6:00 PM		7:00 PM		8:00 PM		9:00 PM		10:00 PM		11:00 PM		12:00 PM		1:00 AM		2:00 AM		USAGE FACTOR												
		Arrival	Event	Departure	Arrival	Event	Departure	Arrival	Event	Departure	Arrival	Event	Departure	Arrival	Event	Departure	Arrival	Event	Departure	Arrival	Event	Departure	Arrival	Event	Departure	Arrival	Event	Departure	Arrival	Event	Departure	Arrival	Event	Departure	Arrival	Event	Departure	Arrival	Event	Departure	Arrival	Event	Departure		Arrival	Event	Departure									
Basketball	28	Men's Prelims	Oakland Arena	Oakland	1000	1400	100%	19,200	15,000	0	0	312	624	624	0	0	0	0	0	0	936	624	0	0	0	0	0	0	0	0	0	0	0	0	0	0	0	0	0	0	0	0	0	0	0	0	0	0	20%							
Weightlifting	20	Various	Kaiser Auditorium	Oakland	1430	1630	100%	6,000	4,800	0	0	0	0	0	0	0	0	0	0	0	150	349	0	0	399	100	0	0	0	0	0	0	0	0	0	0	0	0	0	0	0	0	0	0	0	0	0	0	0	0	0	0				
Basketball	30	Men's Prelims	Oakland Arena	Oakland	1800	2200	100%	19,200	15,000	0	0	0	0	0	0	0	0	0	0	0	0	0	0	312	624	624	0	0	0	0	0	0	0	0	0	0	0	0	0	0	0	0	0	0	0	0	0	0	0	0	0	0				
Weightlifting	21	Various	Kaiser Auditorium	Oakland	1830	2100	100%	6,000	4,800	0	0	0	0	0	0	0	0	0	0	0	0	0	0	150	349	0	0	0	0	0	0	0	0	0	0	0	0	0	0	0	0	0	0	0	0	0	0	0	0	0	0					
Football	28	Women's Semifinal	Network Associates Coliseum	Oakland	2000	2200	100%	70,000	68,150	0	0	0	0	0	0	0	0	0	0	0	0	0	0	0	1772	1772	1772	1772	1772	0	0	0	0	0	0	0	0	0	0	0	0	0	0	0	0	0	0	0	0	0	0	0				
TOTAL																																																								
# Of Persons SOUTHBOUND																																																								
# Of Persons NORTHBOUND																																																								
# Of Buses (60/bus) SOUTHBOUND																																																								
# Of Buses (60/bus) NORTHBOUND																																																								

Hourly Passenger demand on BART for the Oakland Venue Cluster with 80% of total North-west spectators using BART (Ref. Matrix 2.2)



MATRIX 4.1

OAKLAND CLUSTER DAY 10 TRANSIT USAGE (23%OF SPECTATORS FROM SOUTHERN ACCOMMODATION AREAS)

								Hour ending	6:00 AM	7:00 AM	8:00 AM	9:00 AM	Arrival	Event	Departure	1:00 PM	2:00 PM	3:00 PM	4:00 PM	5:00 PM	6:00 PM	7:00 PM	8:00 PM	9:00 PM	10:00 PM	11:00 PM	12:00 AM	1:00 AM	2:00 AM	USAGE FACTOR	23%							
													10:00 AM	11:00 AM	12:00 PM																							
Basketball	28	Men's Prelims	Oakland Arena	Oakland	1000	1400	100%	19,200	15,000	0	0	690	1380	1380	0	0	0	0	2070	1380	0	0	0	0	0	0	0	0	0	0	0	i.e. 23% of transit users from the southern accommodation areas						
Weightlifting	20	Various	Kaiser Auditorium	Oakland	1430	1630	100%	6,000	4,800	0	0	0	0	0	0	0	331	773	0	0	0	0	0	0	0	0	0	0	0	0	0							
Basketball	30	Men's Prelims	Oakland Arena	Oakland	1800	2200	100%	19,200	15,000	0	0	0	0	0	0	0	0	0	0	690	1380	1380	0	0	0	0	0	2070	1380	0	0							
Weightlifting	21	Various	Kaiser Auditorium	Oakland	1830	2100	100%	6,000	4,800	0	0	0	0	0	0	0	0	0	0	0	331	773	0	0	0	0	883	221	0	0	0							
Football	28	Women's Semifinal	Network Associates Coliseum	Oakland	2000	2200	100%	70,000	68,150	0	0	0	0	0	0	0	0	0	0	0	3919	3919	3919	3919	0	0	4702	4702	3135	3135	0			0				
TOTAL									120,400	107,750	0	0	690	1380	1380	0	0	331	773	2070	2070	6513	6293	3919	3919	0	883	6993	6082	3135	3135							
SOUTHBOUND									0	0	0	0	0	0	0	0	0	0	0	0	2070	1380	883	221	0	0	0	883	6993	6082	3135	3135						
NORTHBOUND									0	0	690	1380	1380	0	0	331	773	0	0	0	690	5630	6072	3919	3919	0	0	0	0	0	0	0	0	0	0	0		

MATRIX 4.2

OAKLAND CLUSTER DAY 10 TRANSIT USAGE ON BART (80% OF SPECTATORS FROM THE SOUTHERN ACCOMMODATION AREAS)

								Hour ending	6:00 AM	7:00 AM	8:00 AM	9:00 AM	Arrival	Event	Departure	1:00 PM	2:00 PM	3:00 PM	4:00 PM	5:00 PM	6:00 PM	7:00 PM	8:00 PM	9:00 PM	10:00 PM	11:00 PM	12:00 AM	1:00 AM	2:00 AM	USAGE FACTOR	80%							
													10:00 AM	11:00 AM	12:00 PM																							
Basketball	28	Men's Prelims	Oakland Arena	Oakland	1000	1400	100%	19,200	15,000	0	0	552	1104	1104	0	0	0	0	1656	1104	0	0	0	0	0	0	0	0	0	0	0	i.e. 80% of transit users from south will use BART						
Weightlifting	20	Various	Kaiser Auditorium	Oakland	1430	1630	100%	6,000	4,800	0	0	0	0	0	0	0	0	265	618	0	0	0	0	0	0	0	0	0	0	0	0							
Basketball	30	Men's Prelims	Oakland Arena	Oakland	1800	2200	100%	19,200	15,000	0	0	0	0	0	0	0	0	0	0	552	1104	1104	0	0	0	0	0	1656	1104	0	0							
Weightlifting	21	Various	Kaiser Auditorium	Oakland	1830	2100	100%	6,000	4,800	0	0	0	0	0	0	0	0	0	0	0	265	618	0	0	0	0	0	0	706	177	0			0				
Football	28	Women's Semifinal	Network Associates Coliseum	Oakland	2000	2200	100%	70,000	68,150	0	0	0	0	0	0	0	0	0	0	0	3135	3135	3135	3135	0	0	0	3762	3762	2508	2508			0	0			
TOTAL									120,400	107,750	0	0	552	1104	1104	0	0	265	618	1656	1656	5210	5034	3135	3135	0	706	5595	4866	2508	2508							
SOUTHBOUND									0	0	0	0	0	0	0	0	0	0	0	1656	1104	706	177	0	0	0	0	706	5595	4866	2508	2508						
NORTHBOUND									0	0	552	1104	1104	0	0	265	618	0	0	0	552	4504	4857	3135	3135	0	0	0	0	0	0	0	0	0	0	0		

MATRIX 4.3

OAKLAND CLUSTER DAY 10 TRANSIT USAGE PREMIUM BUS SERVICE (20% OF SPECTATORS FROM THE SOUTH)

								Hour ending	6:00 AM	7:00 AM	8:00 AM	9:00 AM	Arrival	Event	Departure	1:00 PM	2:00 PM	3:00 PM	4:00 PM	5:00 PM	6:00 PM	7:00 PM	8:00 PM	9:00 PM	10:00 PM	11:00 PM	12:00 PM	1:00 AM	2:00 AM	USAGE FACTOR	20%								
													10:00 AM	11:00 AM	12:00 AM																								
Basketball	28	Men's Prelims	Oakland Arena	Oakland	1000	1400	100%	19,200	15,000	0	0	138	276	276	0	0	0	0	414	276	0	0	0	0	0	0	0	0	0	0	i.e. 20% of transit users from south will use Premium Bus Service								
Weightlifting	20	Various	Kaiser Auditorium	Oakland	1430	1630	100%	6,000	4,800	0	0	0	0	0	0	0	0	66	155	0	0	0	0	0	0	0	0	0	0	0									
Basketball	30	Men's Prelims	Oakland Arena	Oakland	1800	2200	100%	19,200	15,000	0	0	0	0	0	0	0	0	0	0	138	276	276	0	0	0	0	0	414	276	0			0						
Weightlifting	21	Various	Kaiser Auditorium	Oakland	1830	2100	100%	6,000	4,800	0	0	0	0	0	0	0	0	0	0	66	155	0	0	0	0	0	0	177	44	0			0						
Football	28	Women's Semifinal	Network Associates Coliseum	Oakland	2000	2200	100%	70,000	68,150	0	0	0	0	0	0	0	0	0	0	0	784	784	784	784	0	0	0	940	940	627			627	0	0				
TOTAL									120,400	107,750	0	0	138	276	276	0	0	66	155	414	414	1303	1259	784	784	0	177	1398	1216	627	627								
# Of Persons SOUTHBOUND									0	0	0	0	0	0	0	0	0	0	0	0	0	0	177	44	0	0	0	177	1398	1216	627	627							
# Of Persons NORTHBOUND									0	0	138	276	276	0	0	66	155	0	66	155	0	138	1126	1215	784	784	0	0	0	0	0	0	0	0	0				
# Of Buses (60/bus) SOUTHBOUND									0	0	0	0	0	0	0	0	0	0	0	0	0	7	5	3	1	0	0	0	3	23	20	10	10						
# Of Buses (60/bus) NORTHBOUND									0	0	2	5	5	0	0	1	3	0	1	3	0	2	19	20	13	13	0	0	0	0	0	0	0	0	0	0	0		

